



District Report Card: 2017


State: Odisha	District: Sonepur
Class: 5	Subject: Language
Schools: 61	Students: 895


Participation/Coverage


Students

<div>GENDER</div> <div></div>	Boys				Girls			
	Number		%		Number		%	
	439		49.05		456		50.95	

<div>AREA</div> <div></div>	Rural				Urban			
	Number		%		Number		%	
	863		96.42		32		3.58	

<div>CATEGORY</div> <div></div>	SC		ST		OBC		GEN	
	Number	%	Number	%	Number	%	Number	%
	275	30.73	122	13.63	475	53.07	23	2.57

<div>CWSN</div> <div></div>	LD	VI	HI	S&LD	ID	Oth
	1	0	0	2	2	2

<div>Management</div> <div></div>	Government				Government-aided			
	Number		%		Number		%	
	895		100.00		0		0.00	

Average Performance of Students in Language (%)

Overall	Gender		Area		Management		Social Group			
	Male	Female	Rural	Urban	Govt.	Aided	SC	ST	OBC	GEN
46.64	47.08	46.23	46.20	58.54	46.64	0.00	46.08	44.10	47.27	53.91

Performance on Learning Outcomes (LOs)

Learning Outcomes	Description	Average Performance(%)
L504	Reads and comprehends independently storybooks, news items/ headlines, advertisements etc.	44.92
L508	Reads text with comprehension, locates details and sequence of events	47.51

Range of Performance of Students who Answered Correctly							
Below 30%		30% - 50%		50% - 75%		Above 75%	
Number	%	Number	%	Number	%	Number	%
186	20.78	319	35.64	328	36.65	62	6.93

Lowest Performing Learning Outcomes (LOs)

- 1 - Reads and comprehends independently storybooks, news items/ headlines, advertisements etc. (44.92)
- 2 - Reads text with comprehension, locates details and sequence of events (47.51)